



CEMBRE



021078E

PVC INSULATED CRIMP TERMINALS "F" RANGE FUNNEL ENTRY



GENERAL INFORMATIONS

- The terminals are for use for internal wiring of equipment only.
- The terminals are for use with Cu wire.
- 600V max. building wiring, 1000V max. in sign and fixtures.
- The maximum operating temperature is 75°C.
- Manufactured from electrolytic copper strip, annealed to guarantee optimum ductility and electrolytically tin plated to avoid oxidation.
- The unique funnel shape of PVC sleeve, guarantees total insertion of the conductor strands into the terminal barrel, creating a secure and reliable electrical and mechanical connection.
- The internal surface of the barrel is rifled to improve contact with conductor strands when crimped and to increase tensile strength.








- The "F" range of terminals offers a wide selection of rings, forks, pins and blades, designed to meet the ever changing requirements of the end users.

INSTALLATION INSTRUCTIONS

- 1) Select the proper connector for the wire size used
- 2) Select the proper tool as indicated in the table below.
- 3) Strip the cable insulation, to expose a length of conductor as recommended in the table below, taking care not to damage or cut any of the strands.
- 4) Crimp the connector as indicated in the service and maintenance manual of the tool.

CATALOG NUMBER	TYPE	SLEEVE COLOR CODE	STUD SIZE	CONDUCTOR mm ² (AWG)	CABLE STRIP LENGTH mm	INSTALLATION TOOLING
RF-M3		RED	M3	0.25 ÷ 1.5 (22 ÷ 16)	5 ÷ 6	
RF-M3,5						
RF-M3,5/1						
RF-M4						
RF-M5						
RF-M6						
RF-M6/1						
RF-M7						
RF-M8						
RF-M10						
RF-M12						
RF-U3						
RF-U3,5						
RF-U3,5/1						
RF-U4						
RF-U4/1						
RF-U4/2						
RF-U5						
RF-U6						
RF-U6/1						
RF-U8						
RF-U10						
RF-U12						
RF-P8		RED	M8	0.25 ÷ 1.5 (22 ÷ 16)	5 ÷ 6	
RF-P10						
RF-P12		RED	M12	0.25 ÷ 1.5 (22 ÷ 16)	5 ÷ 6	
RF-PP12						
RF-PP12/1						
RF-PP12/19						
RF-PP12/23		RED	M12	0.25 ÷ 1.5 (22 ÷ 16)	5 ÷ 6	
RF-PP14						
RF-PP16/23		RED	M12	0.25 ÷ 1.5 (22 ÷ 16)	5 ÷ 6	
PL03-M*						

* not funnel entry

CATALOG NUMBER	TYPE	SLEEVE COLOR CODE	STUD SIZE	CONDUCTOR mm ² (AWG) 	CABLE STRIP LENGTH mm 	INSTALLATION TOOLING 
BF-M3		BLUE	M3	1.5 ÷ 2.5 (16 ÷ 14)	5 ÷ 6	HP4-B R22
BF-M3,5			M3,5			
BF-M3,5/1			M3,5			
BF-M4			M4			
BF-M5			M5			
BF-M6			M6			
BF-M6/1			M6			
BF-M7			M7			
BF-M8			M8			
BF-M10			M10			
BF-M12			M12			
BF-U3			M3			
BF-U3,5	M3,5					
BF-U4	M4					
BF-U4/1	M4					
BF-U4/2	M4					
BF-U5	M5					
BF-U6	M6					
BF-U6/1	M8					
BF-U8	M6					
BF-U10	M10					
BF-U12	M12					
BF-P8						
BF-P10						
BF-P12						
BF-PP12						
BF-PP12/25						
BF-PP16/25						
PL06-M*					7 ÷ 8	
GF-M3,5		YELLOW	M3,5	4 ÷ 6 (12 ÷ 10)	8 ÷ 9	HP4-G R23
GF-M4			M4			
GF-M5			M5			
GF-M6			M6			
GF-M6/1			M6			
GF-M7			M7			
GF-M8			M8			
GF-M10			M10			
GF-M10/1			M10			
GF-M12			M12			
GF-M14			M14			
GF-M16			M16			
GF-U3,5	M3,5					
GF-U4	M4					
GF-U5	M5					
GF-U6	M6					
GF-U8	M8					
GF-U10	M10					
GF-U10/1	M10					
GF-U12	M12					
GF-U14	M14					
GF-U16	M16					
GF-P10						
GF-P12						
GF-P14						
GF-PP12						
GF-PP17						
PL1-M*					9 ÷ 10	

* not funnel entry